



# SULLIVAN WEST CENTRAL SCHOOL DISTRICT

Public Forum

Student Needs & School Facilities

November 19, 2015– 6:30 PM – High School Library

# Topics

- Student Enrollment Patterns
- Facility Plans
  - *Past & Present*



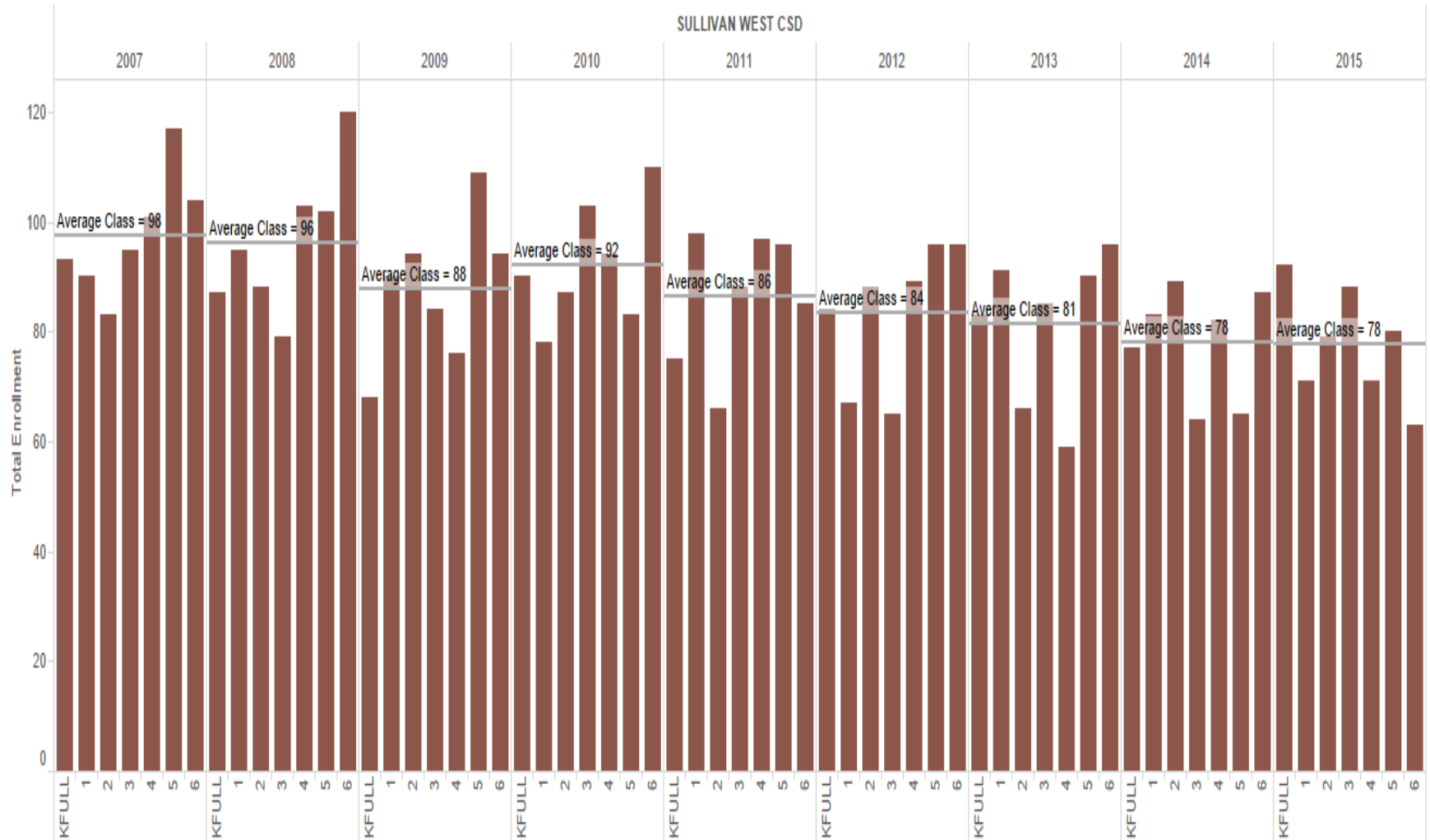
# SW Grade-by-Grade Enrollment 1999-2015 Actuals

	1999 2000	2000 2001	2001 2002	2002 2003	2003 2004	2004 2005	2005 2006	2006 2007	2007 2008	2008 2009	2009 2010	2010 2011	2011 2012	2012 2013	2013 2014	2014 2015	2015 2016
12	137	123	123	108	127	141	116	124	114	115	114	116	117	98	99	99	89
11	122	125	113	132	157	115	132	110	105	103	121	120	102	95	95	85	72
10	142	130	141	152	128	142	115	112	109	117	117	111	101	103	98	81	79
9	151	143	153	132	155	138	137	135	135	131	123	103	108	100	81	81	101
8	142	145	134	153	133	129	120	116	115	117	113	106	105	97	102	109	90
7	156	143	151	133	126	128	131	133	134	115	106	115	92	108	112	91	62
6	129	155	132	128	120	117	121	104	120	94	110	85	96	96	87	63	77
5	151	130	126	123	119	126	101	117	102	109	83	96	96	90	65	80	64
4	127	125	121	124	117	100	111	101	103	76	94	97	89	59	82	71	89
3	132	121	123	122	103	109	99	95	79	84	103	88	65	85	64	88	73
2	121	116	117	102	102	93	88	83	88	94	87	66	88	66	89	79	66
1	125	113	100	105	93	84	80	90	95	90	78	98	67	91	83	71	97
K	120	102	97	103	88	85	99	93	87	68	90	75	84	87	79	92	65
Total	1755	1671	1631	1617	1568	1507	1450	1413	1386	1313	1339	1276	1210	1175	1136	1090	1024
Pre-K							18	18	18	15	15	15	15	16	15	15	30

# District Grade Levels K-6

## District Grade Level

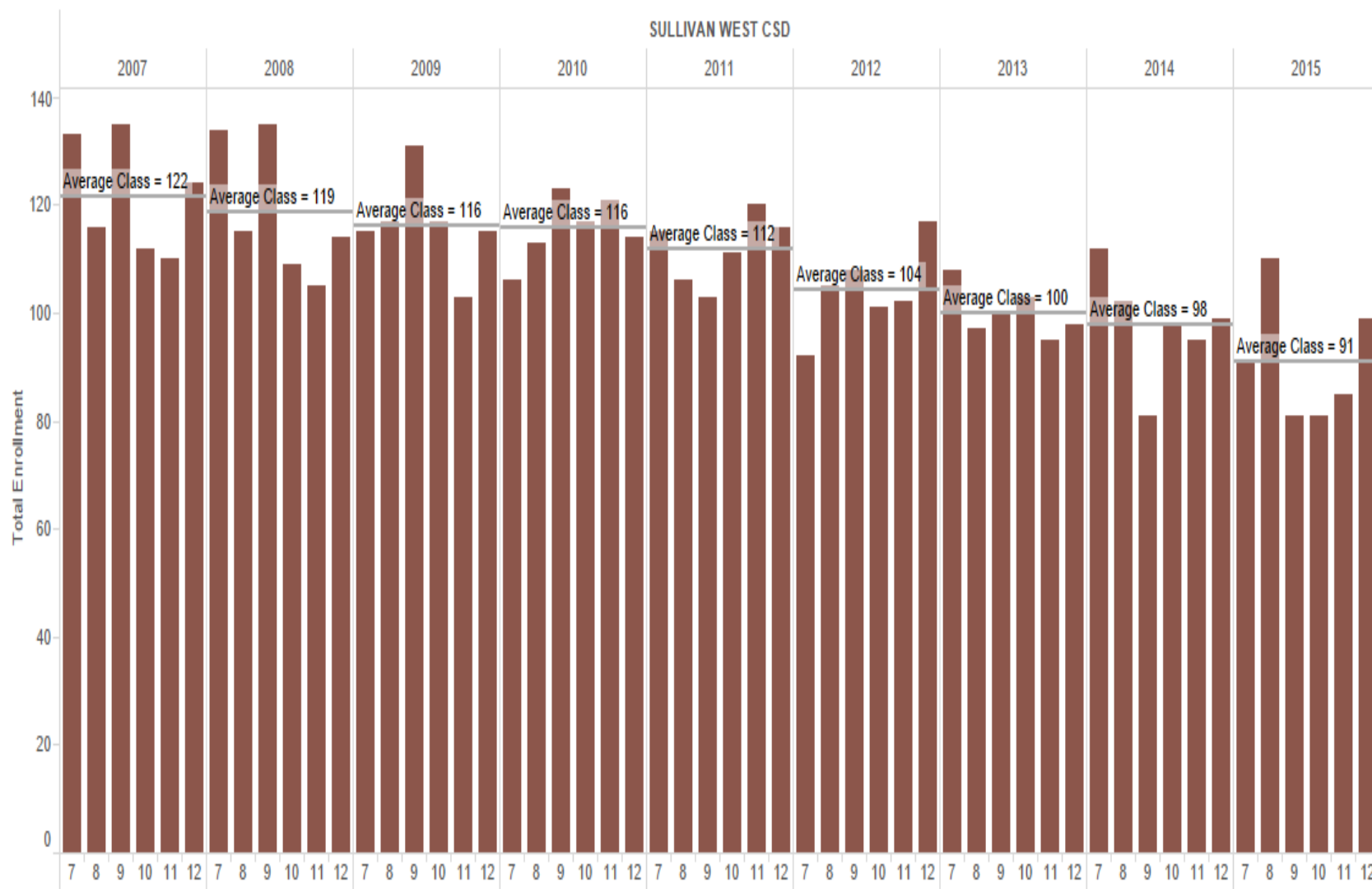
Source: NYSED School Enrollment Data



# District Grade Levels 7-12

## District Grade Level

Source: NYSED School Enrollment Data



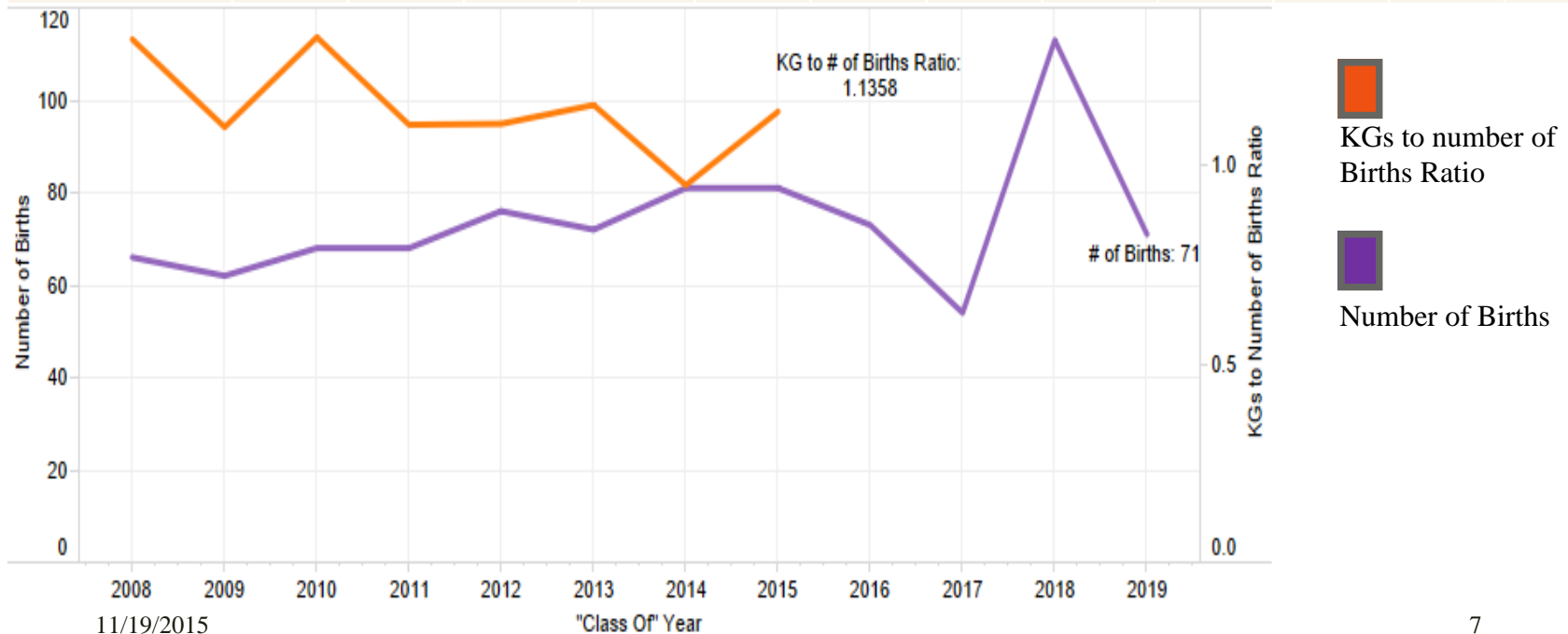
# Enrollment Project 2007-2020

Grade	History (Fiscal Year)										Projected (Fiscal Year)			
	2007	2008	2009	2010	2011	2012	2013	2014	2015	2016	2017	2018	2019	2020
K	93	87	68	90	75	84	87	79	92	65	63	113	82	85
1	90	95	90	78	98	67	91	83	71	97	66	63	133	83
2	83	88	94	87	66	88	66	89	79	66	92	63	60	126
3	95	79	84	103	88	65	85	64	88	73	65	91	62	60
4	101	103	76	94	97	89	59	82	71	89	74	66	92	63
5	117	102	109	83	96	96	90	65	80	64	92	76	68	95
6	104	120	94	110	85	96	96	87	63	77	63	91	76	68
7	133	134	115	106	115	92	108	112	91	62	85	70	100	83
8	116	115	117	113	106	105	97	102	109	90	59	81	67	96
9	135	135	131	123	103	108	100	81	81	101	88	58	80	65
10	112	109	117	117	111	101	103	98	81	79	93	82	53	73
11	110	105	103	121	120	102	95	95	85	72	75	88	78	51
12	124	114	115	114	116	117	98	99	99	89	74	77	91	80
Ungraded	-	-	-	-	-	-	-	-	-	-				
<b>Total K-12</b>	<b>1,413</b>	<b>1,386</b>	<b>1,313</b>	<b>1,339</b>	<b>1,276</b>	<b>1,210</b>	<b>1,175</b>	<b>1,136</b>	<b>1,090</b>	<b>1,024</b>	<b>989</b>	<b>1,019</b>	<b>1,042</b>	<b>1,028</b>
<b>Annual Change</b>											<b>0.00%</b>	<b>0.00%</b>	<b>0.00%</b>	<b>0.00%</b>
											-3.3%	4.8%	0.4%	-1.3%

# Kindergarten & Live Birth Ratio

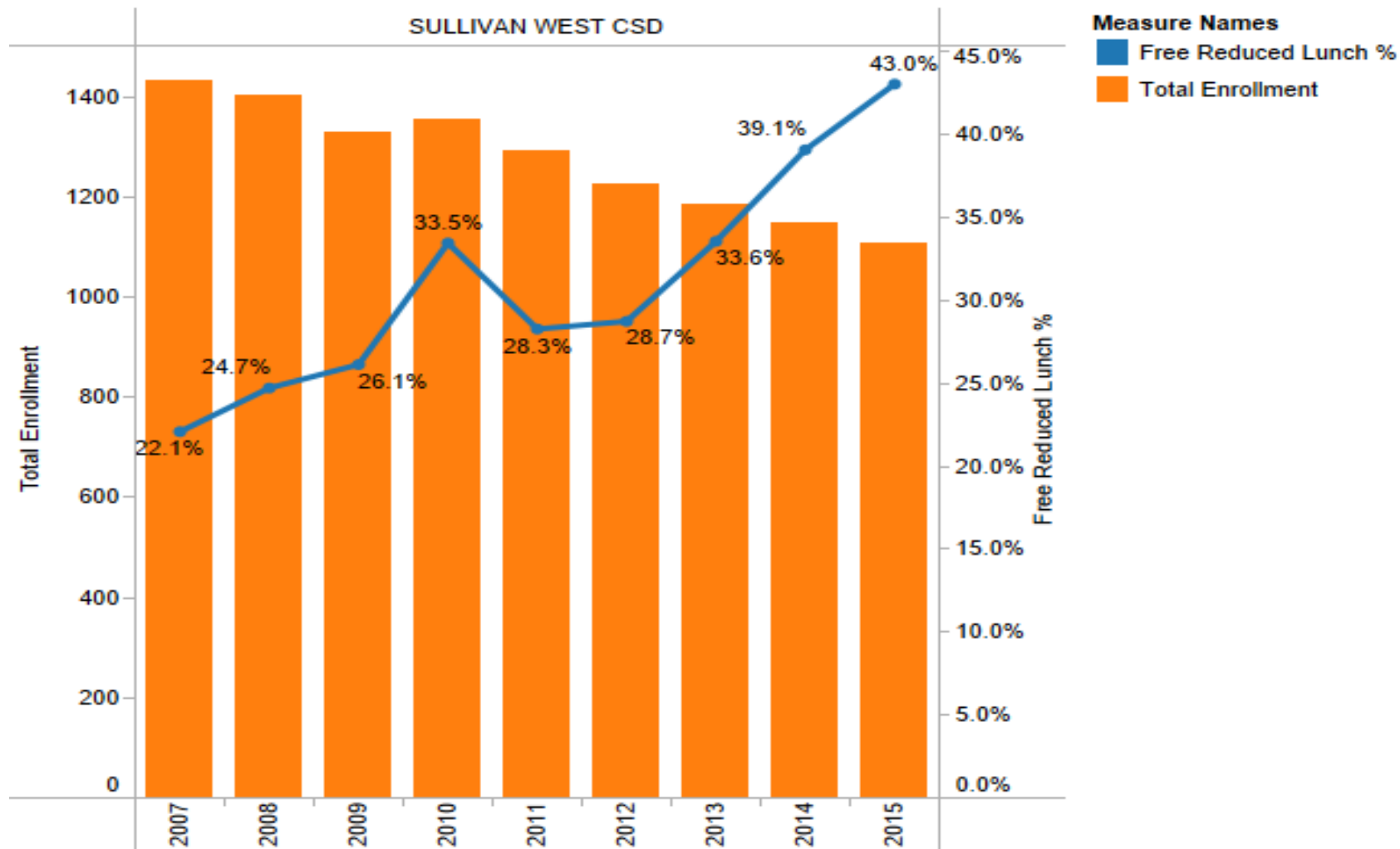
Kindergarten & Live Birth Ratio-Source: NYS Department of Health  
Class of Year (Date)

	2008	2009	2010	2011	2012	2013	2014	2015	2016	2017	2018	2019
KGs to Number of Births Ratio	1.32	1.10	1.32	1.10	1.11	1.15	0.95	1.14				
Number of Births	66	62	68	68	76	72	81	81	73	54	113	71
KG Enrollment	87	68	90	75	84	83	77	92	65			



# Free & Reduced Enrollment

**Free and Reduced Enrollment**  
**All County - SULLIVAN WEST CSD District(s)**  
*Source: NYSED School Enrollment Data*





# Today's Average Class Section Sizes

Grade	SW - 2014-2015	SW - 2015-2016
PreK	15 students	15 students
K-3	15.1 students	14.5 students
4-6	21.4 students	20.8 students
7-12 English	15.5 students	14.2 students
7-12 Academic	18.2 students	16.4 students
NYSUT Suggested Class Size		
PreK	18	
K-3	25	
4-6	24-27	
Special Subjects		
Music, Art	Under 33 students per teacher per class – total load 90-100	
Physical Ed	Under 35 per class – total load 150	
Secondary English	Not to exceed 20 pupils per class – total load not to exceed 100	
Other Academic Subjects	Not to exceed 30 pupils per class – total load not to exceed 130	

# Active Buildings



Sullivan West Elementary School  
Jeffersonville, New York



Sullivan West High School  
Lake Huntington, New York

# Sullivan West Elementary

- ❑ *Occupied 1938; additions 1961, 1994*
- ❑ *Approximately 54 acres of grounds*
- ❑ *Rated pupil capacity 856 students*

❑ <i>Enrollment Pre-K</i>	<i>2015-16</i>	<i>30</i>
❑ <i>Enrollment K-6</i>	<i>2015-16</i>	<i>531</i>
❑ <i>Projected Enrollment Pre-K</i>	<i>2019-20</i>	<i>30</i>
❑ <i>Projected Enrollment K-6</i>	<i>2019-20</i>	<i>580</i>

# 2014-2015 Facility Improvement – SW Elementary

## 1938 BUILDING

- ☐ Replaced hot water heater
- ☐ Sealed front windows
- ☐ Replaced six tubes in the boiler
- ☐ Upgraded pneumatics for heating system
- ☐ Insulated steam boilers and condensate return tank

## 1961 BUILDING

- ☐ Repaired air dampers in univents
- ☐ Reinsulated condensate return line

## 1994 BUILDING

- ☐ Pressure washed & painted rock wall for mural
- ☐ Cleaned out brook & built retaining walls
- ☐ Rebuilt the fitness trail bridge
- ☐ Installed fitness stations on nature trail
- ☐ Insulated three hot water storage tanks
- ☐ Repaired air dampers in univents
- ☐ Added two 125 amp service panels
- ☐ Installed additional 120 V outlets
- ☐ Installed SMART boards
- ☐ Replaced exterior light sensors
- ☐ Designed future elementary fields

# 2015-2016 Planned Improvements – SW Elementary

## 1938 BUILDING

- ☐ Rebuild ADA ramp off of gym
- ☐ Replace sections of plumbing

## 1961 BUILDING

- ☐ Evaluate the structural integrity of the roof
- ☐ Renovate roof

## 1994 BUILDING

- ☐ Install generator
- ☐ Upgrade exterior lighting at entrance to LED
- ☐ Install ADA access to entrance

## MISCELLANEOUS

- ☐ Edge, apply topsoil & stone dust, and reseed Lion's Field along with rebuild pitching mound & batters' box with clay bricks
- ☐ Repair & reseal asphalt walkway near track/bleachers and around entire facility
- ☐ Install hand dryers in all student restrooms
- ☐ Construct maintenance storage facility
- ☐ Install clay bricks on softball field
- ☐ Replace underground oil tank
- ☐ Install new slide at playground
- ☐ New exterior signage and relocate old signage (to include JYCS memorial stone)
- ☐ Engrave "Welcome" rock and place at 1938 entrance

# Sullivan West High School

- ❑ Occupied September 2003
- ❑ Approximately 68 acres
- ❑ 135,000 Square Feet
- ❑ Rated pupil capacity 997 students

❑ Enrollment	2015-16	493
❑ Projected enrollment	2019-20	448

# 2014-2015 Improvements Sullivan West High School

- ☐ Rebuilt catch basins in the parking lot
- ☐ Repaired roof leaks as needed
- ☐ Installed new cabinets in cafeteria for school store
- ☐ Upgraded technology in PLTW lab
- ☐ Installed countertops in rooms 233 and 132
- ☐ Purchased and installed new trophy and banner cases
- ☐ Installed climbing walls with PEP funds
- ☐ Accomplished roof inspection to reinstate warranty
- ☐ Paved ADA parking lot in athletic complex
- ☐ Created shelving for storage on stage in auditorium
- ☐ Replaced floor tiles
- ☐ Repaired AC in several data closets

# 2015-2016 Planned Improvements Sullivan West High School

- ☐ Replace variable frequency drive for HVAC
- ☐ Repair sidewalks
- ☐ Complete construction of athletic multi-use fields
- ☐ Replace gaskets to heating system
- ☐ Install AC in various offices
- ☐ Install exhaust fan in copy room & exhaust system in Home Ec room



# SW at Narrowsburg

- ❑ Occupied 1928; addition 1951
- ❑ 2 acre school site
- ❑ 30,000 square feet
- ❑ 14 acre playing field down the hill

SOLD

# Sullivan West's Bonded Debt

What is Sullivan West's bonded debt?		
One Bond	=\$10,640,000	Due April 2024
One Bond	=\$13,720,000	Due June 2024
TOTAL	\$24,360,000	
Our Annual Payment		=\$3.4 million
Estimated New York State Aid		=\$2.6 million
Estimated Sullivan West's Local Share		=\$800,000

# Summary & Recommendations

- ☐ Our present elementary school and high school will provide more-than-adequate space for teaching and learning for the future.
- ☐ As we plan for the future we need to be cognizant of the projected enrollments.
- ☐ We've done an excellent job of maintaining our school facilities and should see that this fine stewardship of the taxpayers' resources continues.